

Report for Corporate Parenting Board 12 March 2018

Looked After Children in Kirklees Council

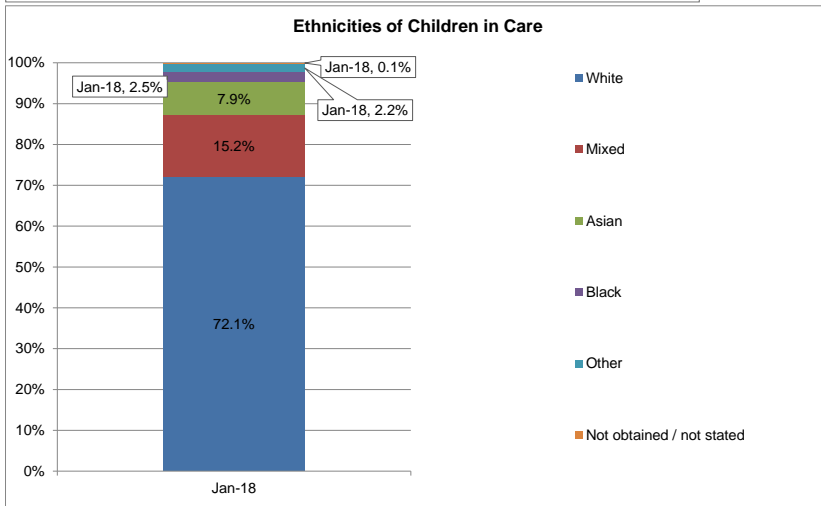
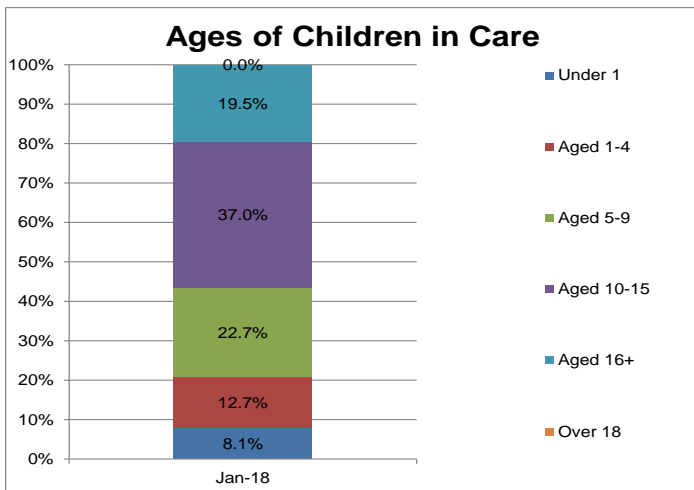
All data is at 31 January 2018, Source: Carefirst. Data is shown by % with numbers of children in brackets.

Children Looked After

Kirklees	Jan 18	Children Looked After Rate, per 10,000 children aged under 18 (LAIT)		
Total	668	Area	2016	2017
LAC Per 10,000	67.3	Kirklees	66.0	70.0
		Stat Neighbours	80.8	84.9
		Yorks & Humber	63.0	67.0
		England	60.0	62.0

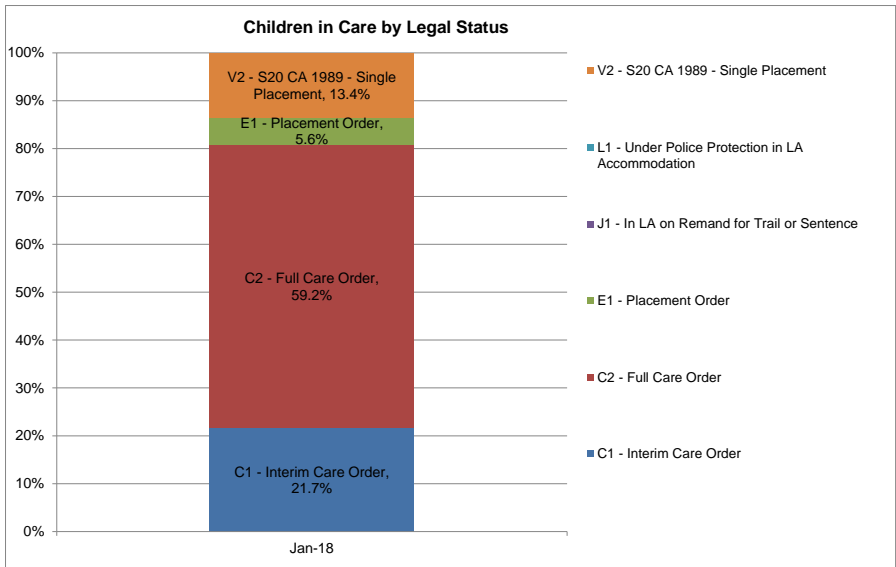
Age, Gender and Ethnicity of Children Looked After

Age	Jan-18	Ethnicity	Jan-18	Gender	Jan-18
Under 1	7.8% (52)	White	72.6% (485)	Female	46.7% (312)
Aged 1-4	12.9% (86)	Mixed	15.3% (102)		
Aged 5-9	21.7% (145)	Asian	8.4% (56)		
Aged 10-15	40.3% (269)	Black	1.6% (11)		
Aged 16+	17.4% (116)	Other	1.9% (13)		
Over 18	0.0% (0)	Not obtained / not stated	0.1% (1)		
				Total	668



Legal Status for Children Looked After

Legal Status	Jan-18
C1 - Interim Care Order	17.5% (117)
C2 - Full Care Order	66.2% (442)
E1 - Placement Order	6.6% (44)
J1 - In LA on Remand for Trail or Sentence	0.0% (0)
L1 - Under Police Protection in LA Accommodation	0.0% (0)
V2 - S20 CA 1989 - Single Placement	9.7% (65)



Placements for Children Looked After

Placement	Jan 18
Foster Care	72.3% (483)
Residential	16.9% (113)
Placed for Adoption	2.7% (18)
Placed with Parents	8.1% (54)
Other	0.0% (0)

Types of Placement	Jan-18
Foster Care - Friends and family placements at end of month	88
Foster Care - In house placements at end of month	230*
Foster Care - Placements with Independent Fostering Agencies at end of month	160*
Residential	113
Placed for Adoption	18
Placed with parents	54
Total	663*

*NB Jan LAC Total is 5 children less than January Fostering cohort of 483 due to an identified a reporting issue which has now been rectified for all future reporting.